



How To Realign Metal Frames

Realigning frames to keep lens from popping out

Written By: Julianna Lewis



INTRODUCTION

Realign the metal frames to keep lenses from popping out of the PE254 eyewear.



TOOLS:


- [Large Needle Nose Pliers](#) (1)
-

Step 1 — How To Realign Metal Frames



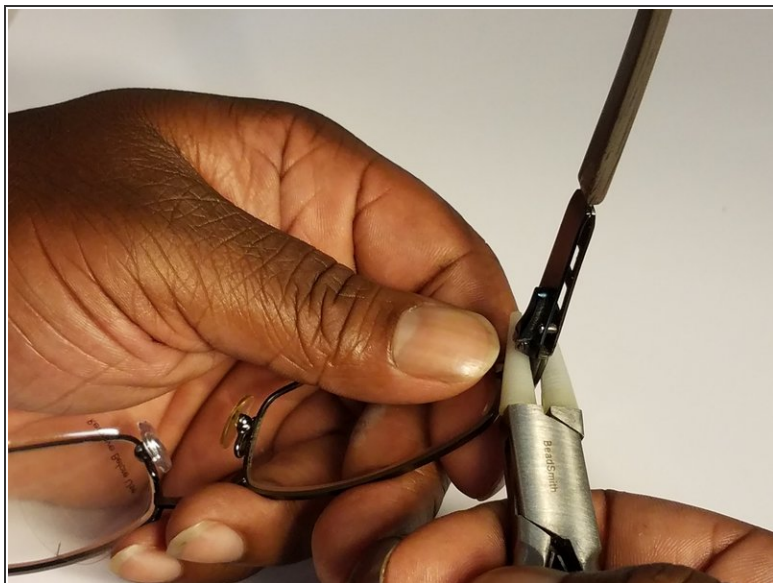

- Place frame on a flat surface for evaluation

Step 2




- Warning do not bend ear templates
If the templates are cracked.
- Place scotch tape on lens to prevent
them from becoming scratched.

Step 3



- Place eyewear pliers in between the template and the front of the frame. Slowly bend template towards the lens as much as needed to fit snugly on head.

Step 4



- Make sure both ear templates are even.
- ⓘ Do not bend the ear templates if they are cracked.