




# How to clean Crayola Crayon Maker

General cleaning recommendations to make the Crayola Crayon Maker function properly.


Written By: Melissa



# INTRODUCTION

Keeping your Crayon Maker clean is essential to the life and functionality of the device.



## Step 1 — Cleaning the Crayon Mold



- Remove crayon mold.
- Using soap and water, wash mold thoroughly.
- ☑ If wax is is thick and heavily built up, you may need to find a tool to help scrape wax off.



## Step 2 — Clean Melting Tray



- To clean wax residue, follow similar guidelines as in Step 1.
- ⓘ Hot water, soap, and scraping the tray work wonders for the upkeep of this device.

To reassemble your device, follow these instructions in reverse order.