




# Nite Ize Inova Microlight LED Light Replacement

Replace a burnt out LED light.

Written By: Jennifer Tabadero



---

## INTRODUCTION

Follow this guide replace the LED light of a microlight.



### TOOLS:



- [iFixit Opening Tools](#) (1)
-

## Step 1 — Case Removal



- Open the case by inserting the plastic opening tool into the seam of the device.

## Step 2 — LED light removal



- Place the plastic opening tool below the LED lamp and push away from the device until you hear a click.
- Continue to remove the LED lamp the with your fingers.

To reassemble your device, follow these instructions in reverse order.